

Welcome to Linda's Leather,

Enclosed you will find the following pages to aid in ordering custom chaps.

Information page:

Name and measurements for chaps

Chap price list:

This will help you figure out cost of various design options.

Design your own chaps:

Include on this page the leather colors desired for the main body of the chap and the decorations. There are 32 beautiful colors to work with that this buttery soft 3-4 oz. leather comes in. Be creative and call for any help with your design.

Chap top or yoke:

Choose a design for the top of your chaps and decorate the top as you wish. The back of the waist is where people usually put their name or insert Indian bead work. I often run a ¼ inch strip of a decoration color at the bottom of the top piece.

Have fun and call me with any questions:

Linda Scott

1-859-879-6046

1-859-321-7284

Chaps, chaps, chaps, there is no telling how many pairs of chaps I have made over the last 30 years. Chaps for cowboys, English chaps, Western Show chaps, pleasure riding chaps, chaps for exercise riders, chaps for kids, even bull riding chaps, I make them all. Each and every pair fitting the way the rider wants, from skinny skin tight to baggy like a loose fitting pair of jeans. Linda's Leather makes the best chaps in the Bluegrass, heart of the Horse Capitol of the World.

Design your own chaps or let me help you. Simple or fancy, I make them all. The deluxe soft leather I use for the main part of your chap makes for a very comfortable fit. I also offer a huge variety of colored leather, unique prints, metallic leathers, hair on prints and pearlized leather for the decorative part of your chaps. My hand laced buck stitching is beautiful and I even do Indian bead work that is to die for. Add some conchos or a classy three piece silver buckle set to jazz up your chaps. I'm up for new ideas too.

Order your custom fit and designed chaps from Linda's Leather now and ride in style and comfort. I am looking forward to hearing from you.

Linda Scott,

Best chap maker in the Bluegrass

Linda's Leather Custom Chap Order Form

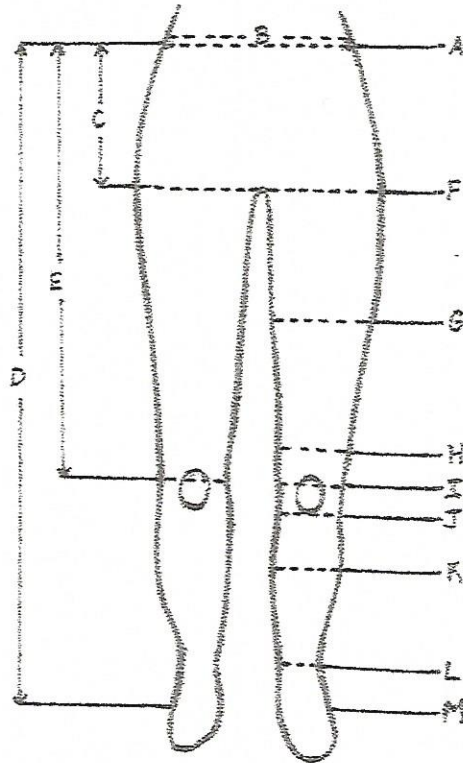
Name:		Height:	
Telephone:		Weight:	
Email:		Pant Size:	Waist:
Address:		Length:	

Leather Weight (circle one) Light Medium Heavy

I wear my chaps: (circle one) On Hips Below Hips

**** Please take measurements while wearing the pants and boots that you ride in. ****

- _____ A. Measure around hip at position where the chap is worn.
(Most people wear their chaps on their belt in the back and the hips in the front. The chap buckle should sit below the buckle on your pants.)
- _____ B. Measure from side seam to side seam in back where belt is worn
- _____ C. Measurement is from the top of belt loop on your side to where buttocks meets thigh
- _____ D. Measure length of chap from top of belt loop on your side to the ground
- _____ E. Measurement is from the top of belt loop on your side to the middle of knee
- _____ F. Measure around the widest part of thigh where the thigh begins and buttocks ends
- _____ G. Measure around the mid thigh half way between F and H
- _____ H. Measure around leg 3 inches above center of knee
- _____ I. Measure around knee
- _____ J. Measure around leg 3 inches below knee
- _____ K. Measure around widest part of calf with riding boot on
- _____ L. Measure around ankle with riding boot on
- _____ M. Measure height of heel of riding boot



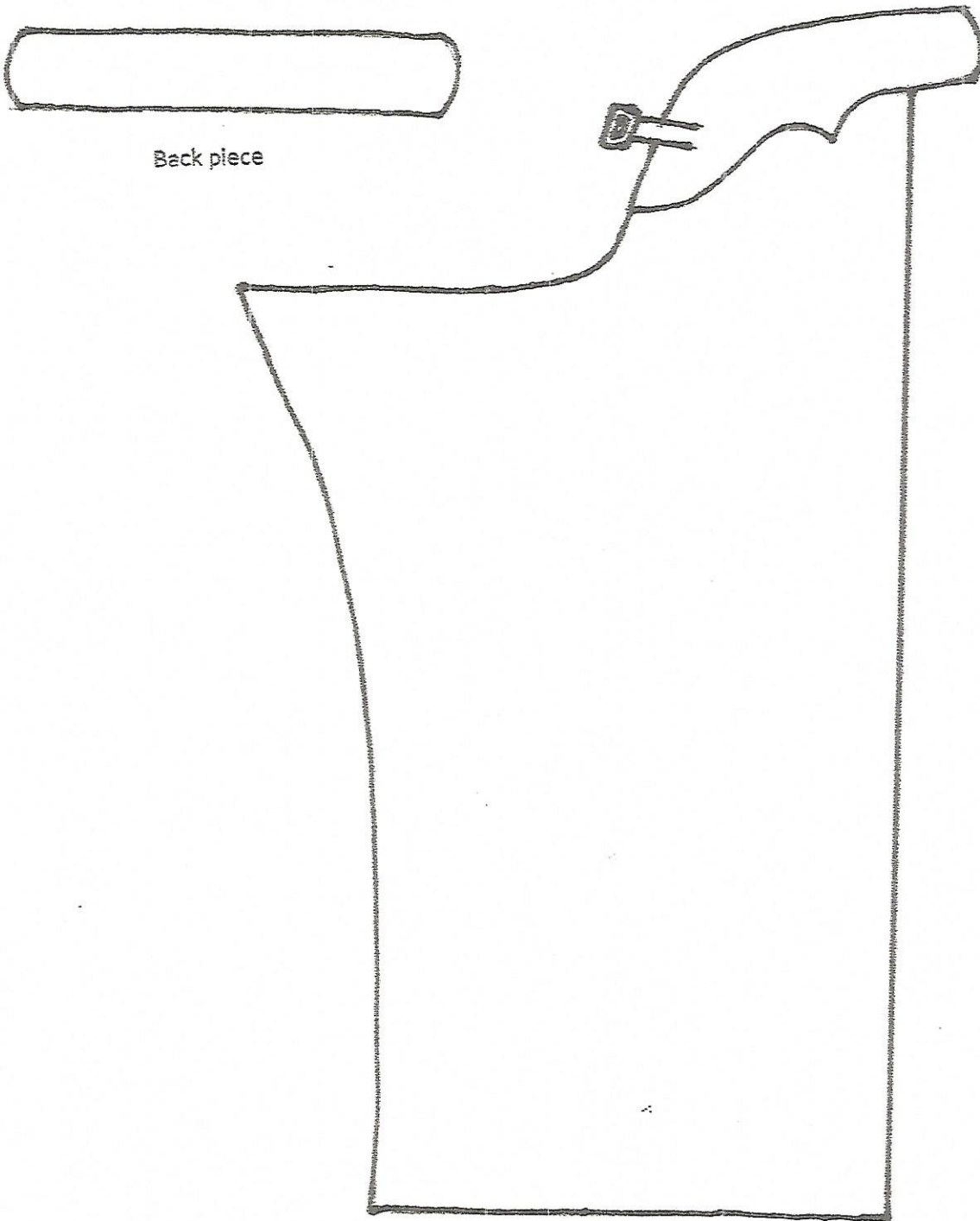
Design Your Own Chaps

with a western top

Leather color for main part of chap: _____

Decoration colors: _____

Yoke (top) color: _____



Back piece


Design Your Own Chaps

with a curved top

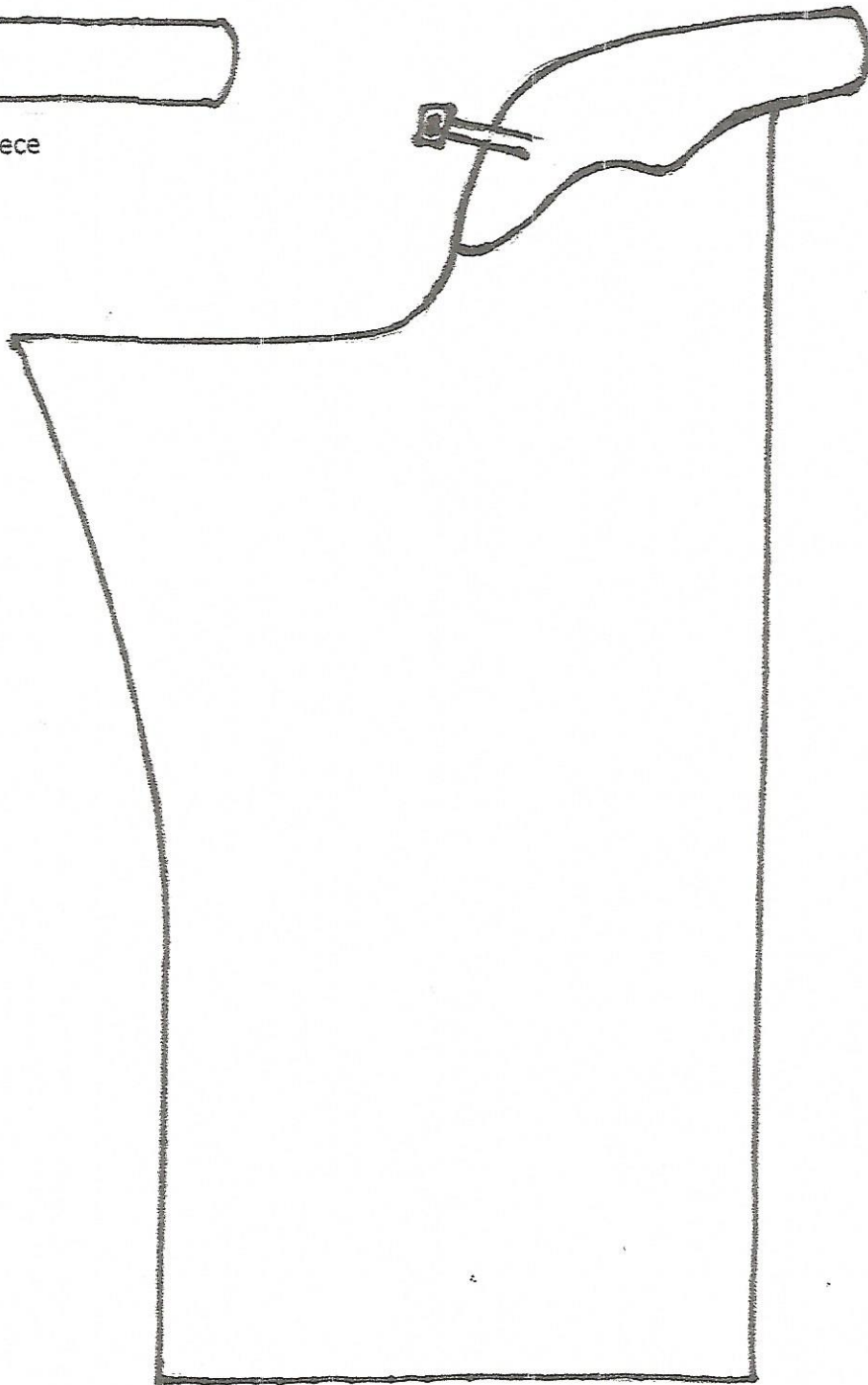
Leather color for main part of chap: _____

Decoration colors: _____

Yoke (top) color: _____



Back piece



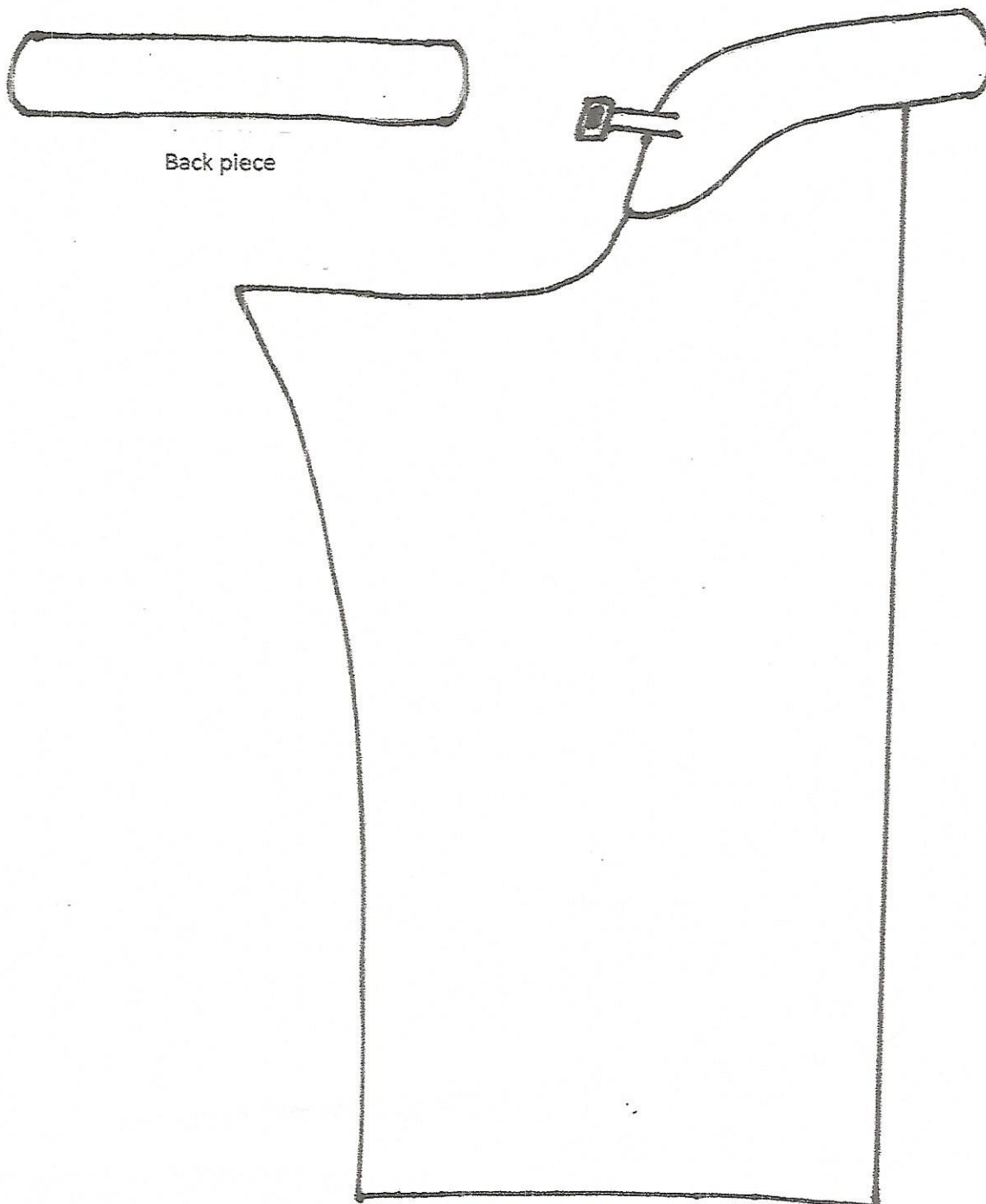
Design Your Own Chaps

with a smooth top

Leather color for main part of chap: _____

Decoration colors: _____

Yoke (top) color: _____



Back piece


Putting your chaps together at the top

Buckle options:

- _____ Nickle
- _____ Brass
- _____ 3 piece silver set (call for selection)

Putting yoke and back together:

_____ Silver conchos



_____ Laced arrows

